

**DALE**  
POWER SOLUTIONS

**Ablerex**  
OFFICIAL PARTNER

**Kronos Plus**  
10-40 kVA

**Kronos Plus XL**  
10-40 kVA



Lithium ready technology, maximum efficiency and versatility with the smallest footprint in its class.

**KRONOS PLUS  
10-40 kVA**  
UPS with PF1 (kVA=kW)  
provides the highest efficiency  
with the smallest footprint

The smallest footprint in its class (0.22 m<sup>2</sup> for 20 kVA with 40x9 Ah internal batteries) and its vertical internal layout ensure a low TCO.

Two interchangeable versions, 3:3 or 3:1-3, can easily be selected on-site (for 10, 15 and 20 kVA) for maximum installation flexibility.

Internal battery up to 40 x 9 Ah (for 10, 15 and 20 kVA).


**KRONOS PLUS XL  
10-40 kVA**  
Compact and versatile UPS  
with easily configurable  
single- or three-phase output

Flexible and compact design suitable for various configurations.

Long autonomy time thanks to the high number of integrated batteries.

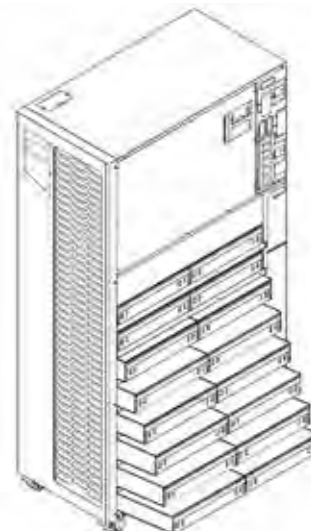
Thanks to the vertical internal layout of the components, maintenance, board replacement and scheduled battery change activities are simplified.

Kronos Plus XL range allows for the installation of an internal isolation transformer for input and output.



**Applications**

- Server rooms
- Micro and mini data centres
- Telecommunications equipment
- Electromedical equipment
- Industrial applications
- Ideal for generators



**Higt internal battery density**

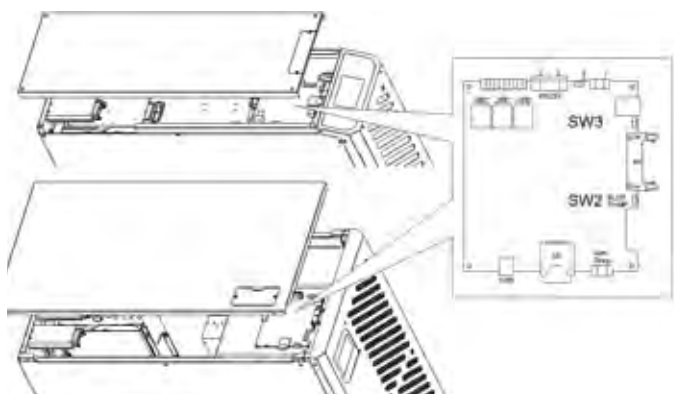
- PF 1 ensures maximum power availability: kVA=KW for KRONOS Plus 10-15-20-30-40 TTS.
- The patented GLM® function enables efficient management and reuse of energy produced by regenerative loads (e.g., elevators, electric motors, CNC machines, etc.).
- Compatible with lithium-ion batteries or other technologies.
- THDi <3% for low impact on the mains supply.
- The internal backfeed contactor integration eliminates the need for an external contactor.
- All models make it possible to maximize the energy available for loads with frequencies other than those of the power grid without loss of performance.
- Cold start function included.
- Designed to minimise impact on generators and avoid the need for oversizing them.
- Up to 95% efficiency in online mode.
- Internal manual bypass and 4-pole switches.
- Vertical internal layout ensures easy maintenance.
- Fail-safe: the UPS indicates when the phase rotation is connected incorrectly without interrupting the supply from the inverter to the loads, while keeping the batteries charged.
- High overload capacity for up to 1 minute at 150% load.
- Built-in high performance charger (10 kVA with standard charger for up to 10 A)
- Variable battery configuration: 26 to 40 individual 12V blocks settable from the touch display.
- Up to 6 units can be connected in parallel for power or redundancy, settable from the touch display
- Separate or common batteries that can be configured for parallel systems.
- 4.3" colour LCD touch screen display for user-friendly interface (14 selectable languages).
- Wide range of communication options included: two ports as standard, 1xRS232 and 1xUSB, programmable dry contacts plus two additional slots for optional cards.
- Log file for up to 800 events, and UPS information and settings can be easily downloaded to an SD card.

**Key options**

- SNMP, RS485, ModBus card.
- Parallel kit.
- Removable internal battery compartments for easy battery maintenance.
- External temperature sensor for a battery cabinet.
- Movable touch panel 7" with 3 programmable dry contacts for remotely monitoring up to 64 units.
- Internal backfeed contactor.



**UPS event logs and settings can be easily exported to an SD-Card**

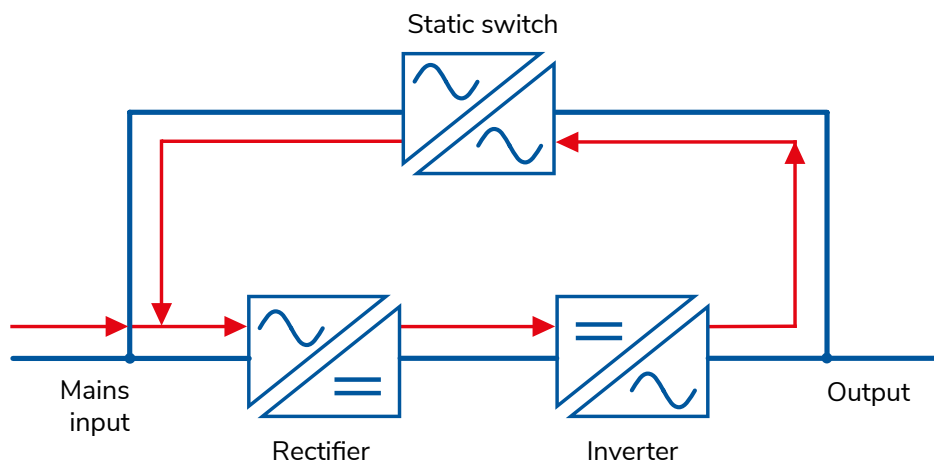


**Instant disconnected battery warning**

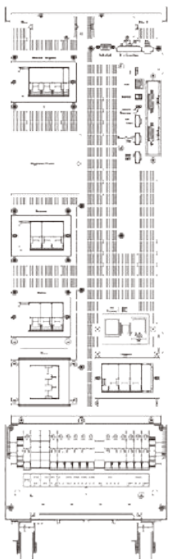


**Easy and efficient commissioning and maintenance thanks to the Smart ageing self-test function**

- The test function is able to monitor performance over time to identify potential deterioration in the various UPS components.
- More than 90% energy saving thanks to the possibility of performing verification tests without a real load.
- Possible to set up automatic on-site testing at any time: before commissioning or during UPS maintenance.
- Components can be tested by simulating different load conditions without a real load.




KRONOS  
10/15/20 kVA 3/1




KRONOS PLUS  
10/15/20 kVA




KRONOS PLUS  
30/40 kVA



KRONOS PLUS XL  
10/15/20 kVA



KRONOS PLUS XL  
30/40 kVA



## KRONOS PLUS - KRONOS PLUS XL TECHNICAL DATA SHEET

MODEL*		KR10D 3/1	KR15D 3/1	KR20D 3/1	KR10S Plus	KR15S Plus	KR20S Plus	KR30S Plus	KR40S Plus	
POWER	KVA	10	15	20	10	15	20	30	40	
	KW	9	13,5	18	10	15	20	30	40	
INPUT	Rated voltage	400V three-phase+neutral								
	Voltage tolerance	±20% @100% load, -40/+20% @50% load								
	Rated frequency	40 - 70 Hz								
	Power factor	≥ 0,99								
	Current distortion (THDi)	3/1	≤ 5% at full load		≤ 3% at full load					
OUTPUT	Rated voltage	3/1	220/230/240 V single-phase+neutral		380/400/415 V three-phase+neutral					
		3/3	380/400/415 V three-phase+neutral							
	Voltage stability	±1% (static load)								
	Frequency	50/60 Hz								
	Frequency stability	±0,01% (free running)								
	Power factor	0.9			1					
	Crest factor	3:1								
	Voltage distortion	≤2% with linear load, ≤5% with distorting load								
	Overload	110% for 60 minutes, 125% for 10 minutes, 150% for 1 minute								
	BATTERIA	Number per string (batt 12V)	26-40 config.	32-40 configurable		26-40 config.	32-40 configurable			
Max charging current**		10 A	15 A	21 A	10 A	15 A	21 A	30 A	39 A	
Common battery for parallel configuration		Supported								
Max internal battery quantity		Standard	40 batteries 12V/7-9 Ah						N.A.	
	XL					160 batteries 12V/7-9 Ah		120 batteries 12V/7-9 Ah		
EFFICIENCY	VFI mode	Up to 95%								
	ECO mode	Up to 98%								
	In battery	Up to 94%								
BYPASS	Rated voltage	3/1	220/230/240 V single-phase+neutral		380/400/415 V three-phase+neutral					
		3/3	380/400/415 V three-phase+neutral							
	Voltage tolerance	Basic window ±10% (programmable ±5% - ±15%) Critical window ±25% (programmable ±16% - ±30%)								
	Frequency	50/60 Hz								
GENERAL	Frequency tolerance	±1 Hz / ±3 Hz (selectable)								
	Parallel connection	Up to 6 units								
	Dimensions (WxDxH) mm	Standard	260x850x890							
		XL	440x850x1570							
	Weight (kg)	Standard	74	76	76	74	76	76	85	88
XL					142	144	144	145	148	
Protection class	IP 20									
CONNECTIVITY	User interface	4.3" colour LCD touch screen display with removable SD card								
	Built-in communication ports	USB, RS232, EPO, 1 in/3 out dry contact relays (programmable) and additional slots for optional cards								
	Optional accessories	Cards: SNMP, RS-485 ModBus, 6 in/6 out dry contact relays, touch panel for remote monitoring								
ENVIRONMENTAL PARAMETERS	Operating temperature***	0-40°C								
	Relative humidity	0-95% (non-condensing)								
	Altitude (a.s.l.)	<1000 m with no power derating, >1000 m with 1% derating for every 100 m.								
	Audible noise at 1 m.	<52 dBA						<55 dBA		
REGULATIONS	Standards	IEC EN 62040-1, IEC EN 62040-2, IEC EN62040-3								
	Marking	CE, UKCA								

\*Models KRD: dual inputs (3/3 or 3/1); Models KRS: single input (3/3) \*\* Subject to conditions \*\*\* To be verified according to the battery parameters



# Versatile high-power technology for critical applications



**Kronos Plus**  
10-40 kVA



**Kronos Plus XL**  
10-40 kVA



**Taurus**  
10-80 kVA



**Titan**  
100-500 kVA



**Titan GT**  
100-800 kVA

**DALE**  
POWER SOLUTIONS

**Ablerex**  
OFFICIAL PARTNER

Rev.2024/06 DPS - Our commitment to continuous innovation means that catalogue data may be subject to change without notice

**Dale Power Solutions Ltd**

Salter Road, Eastfield Industrial Estate  
Scarborough, YO11 3DU  
hello@dalepowersolutions.com · Tel. 0330 999 3000  
www.dalepowersolutions.com

**Ablerex Electronics Italy srl**

Viale Milanofiori · Strada 6 · Palazzo N1  
20089 Rozzano (MI)  
info@ablerex.eu · Tel. +39 02 36696420  
www.ablerex.eu